

MOUNTING SPECIFICATIONS

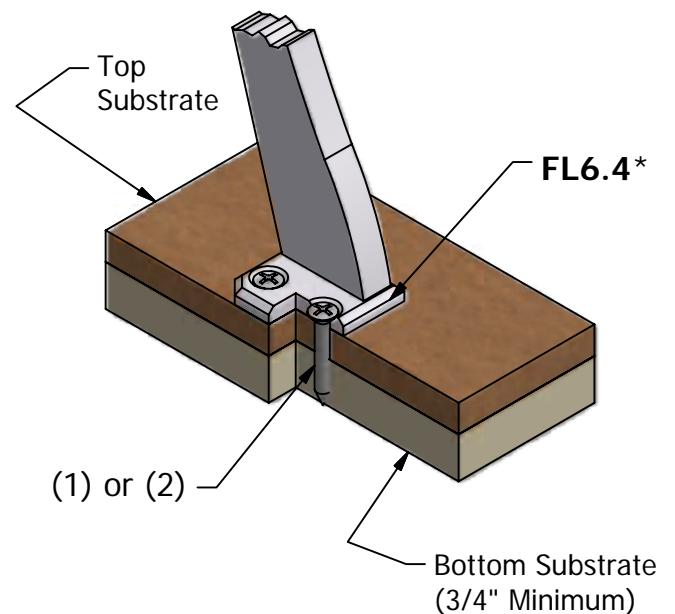
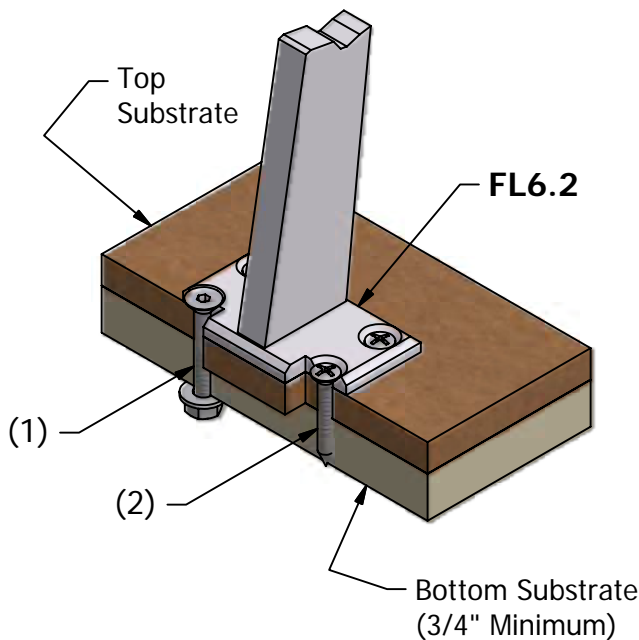
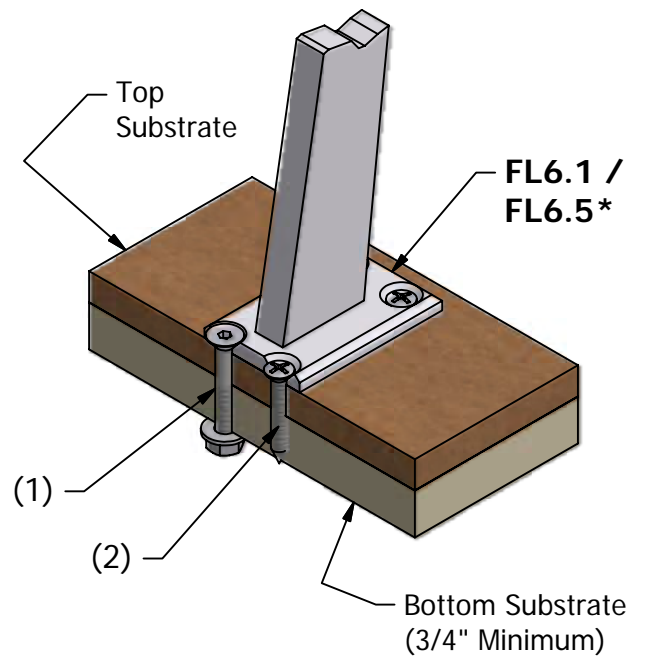
SURFACE MOUNT HARDWARE FL6.1 / FL6.5* FL6.2 FL6.4*

APPLICATIONS:

- Solid Surface Material - Corian, Avonite, Etc.
- Granite, Stone or Similar Materials
- Laminated Countertops

FASTENER OPTIONS:

- (1) - 1/4"-20 flat head socket screws with flat washer and hex nut
- (2) - Type A thread forming screws #12 or #14 x 1-1/2" or 2" Long



* FL6.4 For use with End Panel Supports only
FL6.5 For use with VGG1 Support Frame only

MOUNTING SPECIFICATIONS

SURFACE MOUNT HARDWARE FL6.1 / FL6.5* FL6.2 FL6.4*

APPLICATIONS:

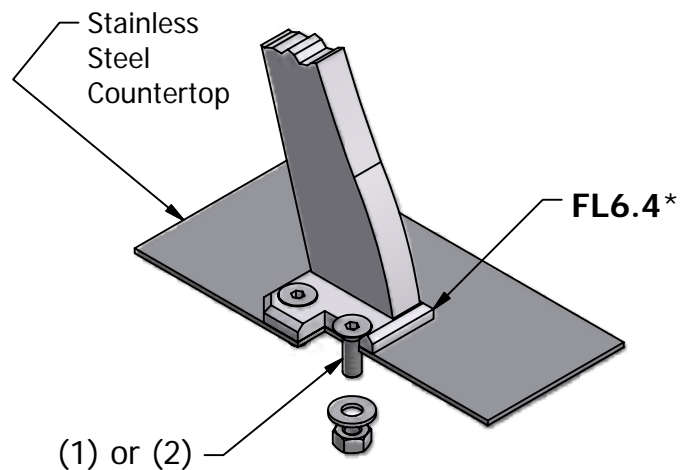
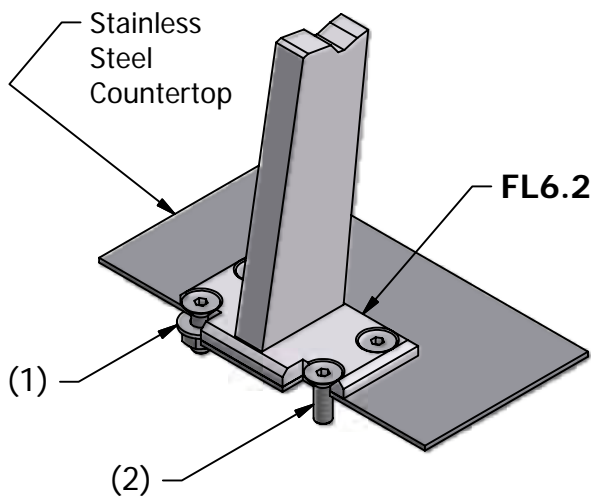
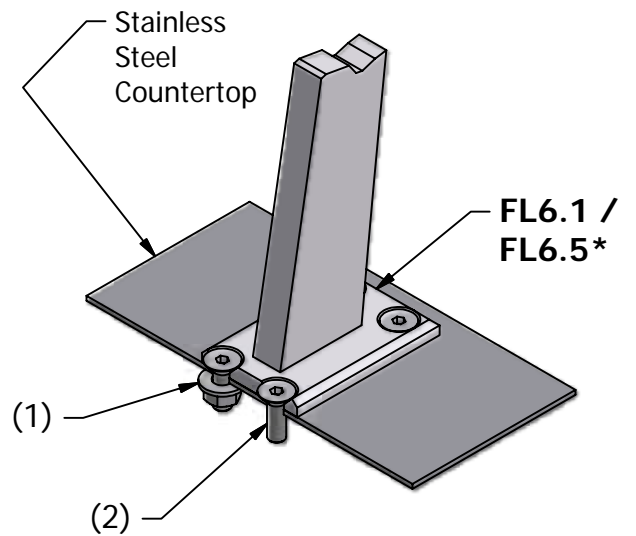
- Stainless Steel Countertops

Stainless steel counters will require bracing below the surface to support the weight of equipment below.

Ensure that support frames are located near bracing.

FASTENER OPTIONS:

- (1) - 1/4"-20 flat head socket screws with flat washer and hex nut
- (2) - 1/4"-20 drilled and tapped holes in countertop with 1/4"-20 flat head socket screws



* FL6.4 For use with End Panel Supports only
FL6.5 For use with VGG1 Support Frame only

MOUNTING SPECIFICATIONS

CONCEALED MOUNT HARDWARE

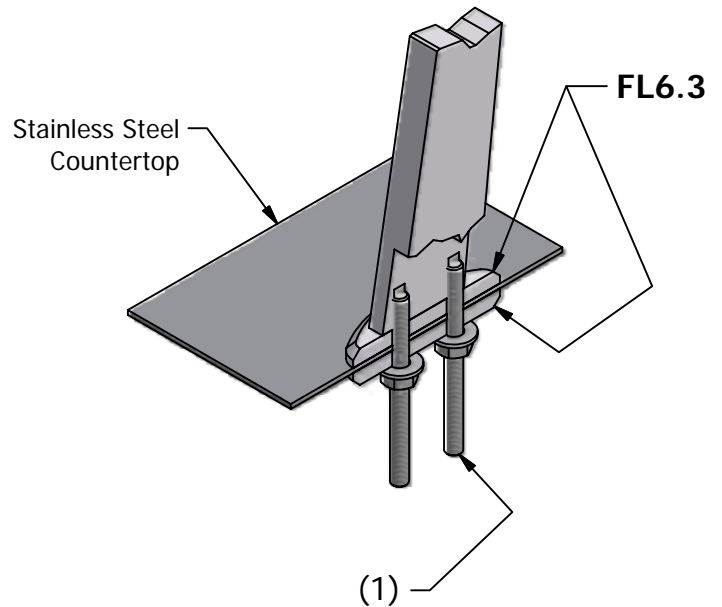
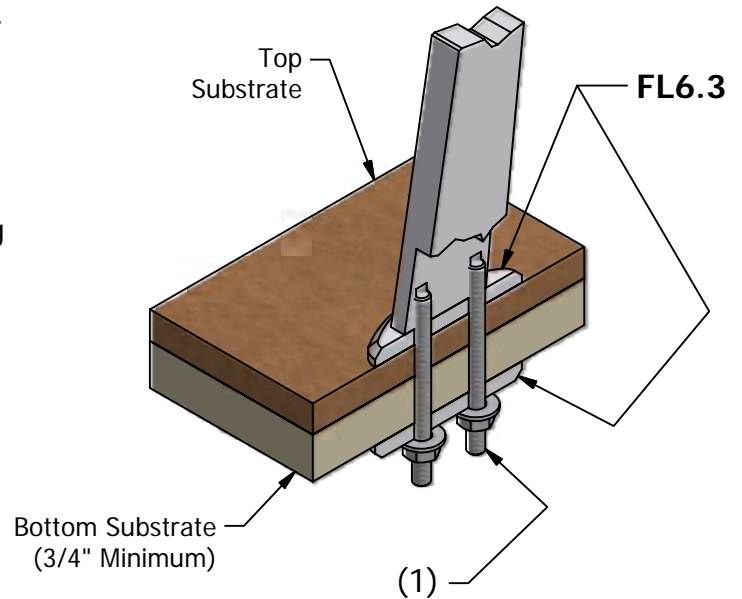
FL6.3

APPLICATIONS:

- Solid Surface Material - Corian, Avonite, Etc.
- Granite, Stone or Similar Materials
- Laminated Countertops
- Stainless Steel Countertops

Stainless steel counters will require bracing below the surface to support the weight of equipment below.

Ensure that support frames are located near bracing.



FASTENER OPTIONS:

- (1) - 1/4"-20 Studs with flat washer and hex nut

Can only be used if there is access to mounting location from below counter.