



# Atlas Metal

INDUSTRIES, INC.

A subsidiary of Mercury Aircraft, Inc

1135 N.W. 159th DRIVE, MIAMI, FLORIDA 33169

TEL.: (305) 625-2451 TOLL FREE (800) 762-7565 FAX: (305) 623-0475

Web Page: [www.atlasfoodserv.com](http://www.atlasfoodserv.com) E-Mail: [sales@atlasfoodserv.com](mailto:sales@atlasfoodserv.com)

Project: \_\_\_\_\_

Item No.: \_\_\_\_\_

Quantity: \_\_\_\_\_

## DROP-IN SERVING EQUIPMENT



### FROST TOP

Refrigerated,  
Self-Contained

WF-2

WF-3

WF-4

WF-5

WF-6

### SPECIFICATIONS

**TOP:** Constructed of 14 gauge, type 304 stainless steel, die stamped with a raised perimeter bead. There shall be a solid vinyl gasket under the beaded edge to form a seal to the counter top, thus preventing seepage or marring of the counter top.

**FROST TOP:** Constructed of 14 gauge, type 304 stainless steel, one piece construction, all welded, ground and polished to a uniform finish. The top is formed to stand 1" above the counter top and is provided with a 1/2" full perimeter gutter to collect condensation; a 1" I.P.S. drain is provided. The frost top has copper tubing firmly soldered to the exterior bottom.

**INSULATION:** The pan is fully insulated with high density fiberglass and polystyrene, 1-1/2" thick, and enclosed with an 18 gauge galvanized steel outer case.

**REFRIGERATION SYSTEM:** The compressor housing shall be fabricated from 14 gauge galvanized steel and bolted to the base of the unit. A fully self-contained condensing unit is provided with a hermetically sealed compressor. The system is fully charged with CFC free refrigerant and ready to operate.

**NOTE:** Proper ventilation must be provided in counter.

**ELECTRICAL:** The unit will be wired for 15 amps., 120 volt, single phase operation with an on/off switch and pilot light. A 6' long 3-wire cord and plug (NEMA 5-15P) will be provided.

*Specifications subject to change without notice.*

### STANDARD FEATURES

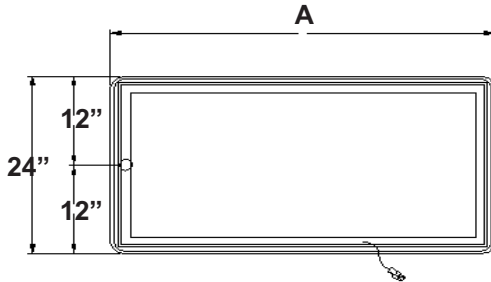
- "Quick" frost top, stands 1" above counter for attractive display - ideal for pre-plated cold food
- Fully insulated for maximum efficiency and energy savings
- Factory applied gasket - makes installation a snap and seals units to the counter top, thus eliminating seepage
- 1-Year Parts & Labor Warranty
- NSF Certified and UL Recognized

### ACCESSORIES

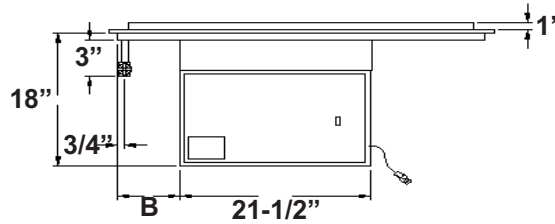
- **5YW** - 5-Year Compressor Warranty
- **WFFT** - Flush recessed top for frost top units
- **RS** - Remote on/off switch for counter mounting
- **RDVE** - Rear Drain Valve Extension
- \* **220 Volt - 50 Cycle** Compressor

\*Please see Operation & Installation Manual for ALL operation and maintenance details.

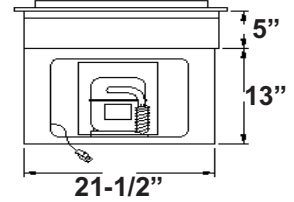
\* Units with these accessories are not currently UL listed.



PLAN VIEW



ELEVATION



END VIEW

MODEL	"A"	"B"	FROST TOP SIZE	ELECTRICAL CHARACTERISTICS	CUT-OUT REQUIRED	SHIP WT. (LBS.)
WF-2	29-3/4" (75.5cm)	6" (15.2cm)	19-1/2" X 25-1/4" (49.5 X 64.1cm)	3.9amps. - 120V - 1/5HP	22-1/4" X 28" (56.5 X 71.1cm)	171 (77.6kg)
WF-3	43-1/2" (110.4cm)	7" (17.7cm)	19-1/2" X 39" (49.5 X 99cm)	6.8amps. - 120V - 1/4HP	22-1/4" X 41-3/4" (56.5 X 106cm)	207 (93.9kg)
WF-4	57-1/4" (145.4cm)	7" (17.7cm)	19-1/2" X 52-3/4" (49.5 X 133.9cm)	9.8amps. - 120V - 1/3HP	22-1/4" X 55-1/2" (56.5 X 140.9cm)	236 (107kg)
WF-5	71" (180.3cm)	7" (17.7cm)	19-1/2" X 66-1/2" (49.5 X 168.9cm)	9.8amps. - 120V - 1/3HP	22-1/4" X 69-1/4" (56.5 X 175.8cm)	263 (119.3kg)
WF-6	84-3/4" (215.2cm)	7" (17.7cm)	19-1/2" X 80-1/4" (49.5 X 203.8cm)	10.7amps. - 120V - 1/2HP	22-1/4" X 83" (56.5 X 210.8cm)	328 (148.8kg)

REFRIGERATION CHART						
MODEL	HP	REF.	OZ.	LOW PSIG.	HIGH PSIG.	BTU M10 90A
WF-2	1/5	134A	6	8	150	505
WF-3	1/4	134A	8	8	155	1070
WF-4	1/3	134A	10	8	155	1285
WF-5	1/3	134A	12	8	155	1285
WF-6	1/2	134A	16	8	160	2140

MODEL	WT. LESS COMP. (LBS.)
WFX-2	130 (59kg)
WFX-3	160 (72.6kg)
WFX-4	190 (86.2kg)
WFX-5	217 (98.4kg)
WFX-6	252 (114.3kg)

**WFX - REFRIGERATED FROST TOP WITHOUT COMPRESSOR**

Units include Refrigerated Frost Top, Cap Tube & Drier (for hook up in field by others)

**COMPRESSORS FOR REMOTE INSTALLATIONS**

- 2029** - 1/5 HP for WFX-2
- 2029-1** - 1/4 HP for WFX-3
- 2029-2** - 1/3 HP for WFX-4 & 5
- 2001-4** - 1/2 HP for WFX-6